

EMPIRE LIFE MUTUAL FUNDS®

FUND PROFILES

TABLE OF CONTENTS

- Empire Life Monthly Income Mutual Fund 1
- Empire Life Dividend Growth Mutual Fund 2
- Empire Life Emblem Diversified Income Portfolio 3
- Empire Life Emblem Conservative Portfolio..... 4
- Empire Life Emblem Balanced Portfolio 5
- Empire Life Emblem Moderate Growth Portfolio 6
- Empire Life Emblem Growth Portfolio 7
- Empire Life Emblem Aggressive Growth Portfolio 8

EMPIRE LIFE MONTHLY INCOME MUTUAL FUND



Series A Mutual Fund as of February 28, 2018

PORTFOLIO MANAGER

Jennifer Law, CFA
Geoff Johnston, CFA
Empire Life Investment Team

FUND FACTS

Asset Class	Canadian Balanced
Size (Mill)	\$14.0
Inception	January 9, 2012
MER (2016)	2.11 %
Total Holdings	185

ASSET MIX

Canadian Equity	38.9 %
Bond	36.9 %
US Equity	8.8 %
Cash	8.7 %
International Equity	6.5 %
Other	0.2 %

SECTOR MIX

Financials	34.7 %
Energy	16.5 %
Industrials	14.6 %
Consumer Discretionary	8.9 %
Materials	6.6 %
Consumer Staples	6.4 %
Information Technology	3.9 %
Health Care	3.5 %
Utilities	2.5 %
Real Estate	1.4 %
Telecommunication Services	1.0 %

TOP 10 HOLDINGS

ROYAL BANK OF CANADA 1.2% 01MAR18 TD	8.6 %
TORONTO-DOMINION BK (I/L)	3.5 %
ROYAL BANK OF CANADA	2.6 %
BANK OF NOVA SCOTIA CAD	2.5 %
CANADIAN GOVERNMENT BOND 1.25% 01NOV19	1.9 %
CANADIAN GOVERNMENT BOND 2.75% 01DEC48	1.5 %
CANADIAN GOVERNMENT BOND 1% 01JUN27	1.4 %
SUN LIFE FINANCIAL INC.	1.3 %
NUTRIEN LTD	1.3 %
CP RAILWAY LTD.	1.3 %
Total of Top 10	25.9 %

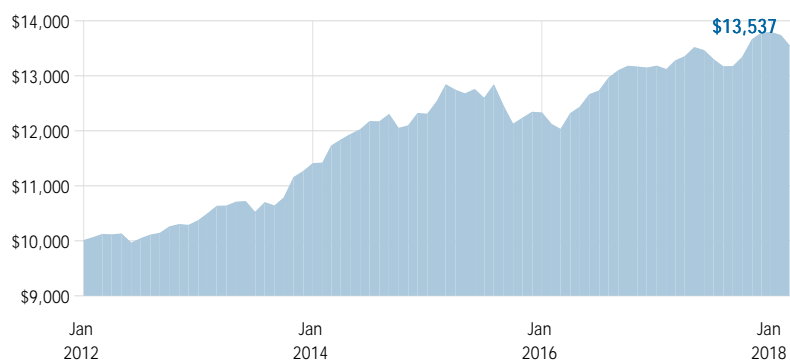
WHY INVEST IN THIS FUND

You are seeking growth and income by investing primarily in Canadian equity and fixed income securities

RISK TOLERANCE



GROWTH OF \$10,000 - SINCE INCEPTION



COMPOUND ANNUAL RETURNS (%)

1 mo	3 mo	YTD	1 yr	3 yr	5 yr	10 yr	Inception
-1.38	-1.71	-1.77	2.04	1.80	4.97		5.05

CALENDAR YEAR RETURNS (%)

2010	2011	2012	2013	2014	2015	2016	2017
			10.00	7.88	0.19	6.91	4.63

RECENT DISTRIBUTIONS

Mar-2017	Apr-2017	May-2017	Jun-2017	Jul-2017	Aug-2017
0.0423	0.0423	0.0423	0.0423	0.0423	0.0423
Sep-2017	Oct-2017	Nov-2017	Dec-2017	Jan-2018	Feb-2018
0.0423	0.0423	0.0423	0.0423	0.0420	0.0420

FUND CODES

	Series A	Series F	Series T6	Series T8
Front End Load	ELM301	ELM303	ELM306	ELM308
Deferred Sales Charge	ELM371	N/A	ELM376	ELM378
Low Load	ELM331	N/A	ELM336	ELM338

Empire Life Investments Inc. is the Manager of the Empire Life Mutual Funds (the "Funds"). The units of the Funds are available only in those jurisdictions where they may be lawfully offered for sale and therein only by persons permitted to sell such units. Commissions, trailing commissions, management fees and expenses all may be associated with mutual fund investments. ** Annual Compound Returns: Returns under 1 year are simple rates of return. The indicated rates of return are the historical annual compounded total returns including changes in unit value and reinvestment of all distributions and do not take into account sales, redemptions, distribution or optional charges or income taxes payable by any securityholder that would have reduced returns. Mutual funds are not guaranteed, their values change frequently and past performance may not be repeated. Please read the prospectus before investing. ® Registered trademark of The Empire Life Insurance Company. Empire Life Investments Inc. is a licensed user of this trademark.

EMPIRE LIFE

DIVIDEND GROWTH MUTUAL FUND



Series A Mutual Fund as of February 28, 2018

PORTFOLIO MANAGER

Ian Hardacre, MBA, CFA
Empire Life Investment Team

FUND FACTS

Asset Class	Canadian Equity
Size (Mill)	\$19.3
Inception	January 9, 2012
MER (2016)	2.15 %
Total Holdings	49

ASSET MIX

Canadian Equity	71.9 %
US Equity	15.4 %
International Equity	11.2 %
Cash	1.4 %

SECTOR MIX

Financials	25.8 %
Energy	17.3 %
Industrials	14.8 %
Materials	11.9 %
Consumer Discretionary	11.2 %
Consumer Staples	8.0 %
Real Estate	4.8 %
Telecommunication Services	2.3 %
Utilities	2.2 %
Health Care	1.7 %

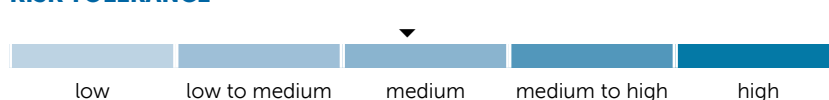
TOP 10 HOLDINGS

TORONTO-DOMINION BK (I/L)	5.7 %
ROYAL BANK OF CANADA	5.4 %
BANK OF NOVA SCOTIA CAD	4.6 %
NUTRIEN LTD	3.7 %
ALIMENTATION COUCHE-TARD CLB	3.6 %
BROOKFIELD ASSET MANAGEMENT INC CL A	3.3 %
SHAW COMMUNICATION INC CLASS B	3.0 %
CHEMTRADE LOGISTICS INCOME FUND UNITS	3.0 %
KEYERA CORP	3.0 %
PARKLAND FUEL CORP	3.0 %
Total of Top 10	38.3 %

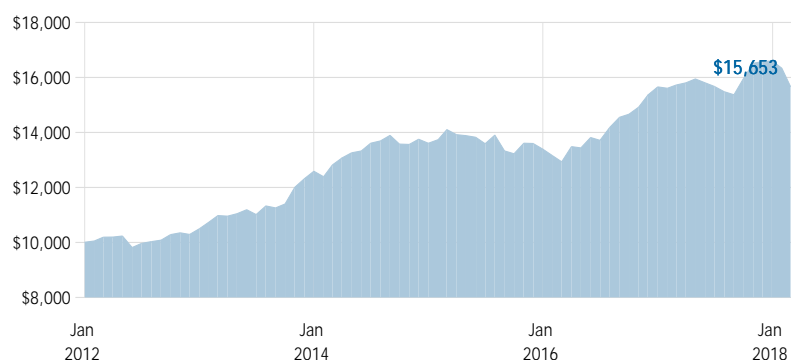
WHY INVEST IN THIS FUND

You are seeking growth by investing primarily in dividend paying Canadian equity securities

RISK TOLERANCE



GROWTH OF \$10,000 - SINCE INCEPTION



For Illustration Purposes Only

COMPOUND ANNUAL RETURNS (%)

1 mo	3 mo	YTD	1 yr	3 yr	5 yr	10 yr	Inception
-4.13	-5.56	-5.67	-0.42	3.55	7.37		7.57

CALENDAR YEAR RETURNS (%)

2010	2011	2012	2013	2014	2015	2016	2017
			19.94	8.08	-1.58	16.92	6.03

RECENT DISTRIBUTIONS

Mar-2017	Apr-2017	May-2017	Jun-2017	Jul-2017	Aug-2017
0.1117	n/a	n/a	0.2259	n/a	n/a
Sep-2017	Oct-2017	Nov-2017	Dec-2017	Jan-2018	Feb-2018
0.2215	n/a	n/a	n/a	n/a	0.0128

FUND CODES

	Series A	Series F	Series T6	Series T8
Front End Load	ELM501	ELM503	ELM506	ELM508
Deferred Sales Charge	ELM571	N/A	ELM576	ELM578
Low Load	ELM531	N/A	ELM536	ELM538

Empire Life Investments Inc. is the Manager of the Empire Life Mutual Funds (the "Funds"). The units of the Funds are available only in those jurisdictions where they may be lawfully offered for sale and therein only by persons permitted to sell such units. Commissions, trailing commissions, management fees and expenses all may be associated with mutual fund investments. ** Annual Compound Returns: Returns under 1 year are simple rates of return. The indicated rates of return are the historical annual compounded total returns including changes in unit value and reinvestment of all distributions and do not take into account sales, redemptions, distribution or optional charges or income taxes payable by any securityholder that would have reduced returns. Mutual funds are not guaranteed, their values change frequently and past performance may not be repeated. Please read the prospectus before investing. ® Registered trademark of The Empire Life Insurance Company. Empire Life Investments Inc. is a licensed user of this trademark.

Series A Mutual Fund as of February 28, 2018

PORTFOLIO MANAGER

Empire Life Investment Team

FUND FACTS

Asset Class	Portfolio Funds
Size (Mill)	\$7.9
Inception	January 20, 2014
MER (2016)	1.90 %
Total Holdings	284

ASSET MIX

Bond	68.9 %
Canadian Equity	13.0 %
US Equity	6.8 %
Cash	6.6 %
International Equity	4.7 %

SECTOR MIX

Financials	25.6 %
Industrials	13.5 %
Consumer Discretionary	11.6 %
Energy	11.5 %
Consumer Staples	10.6 %
Information Technology	9.3 %
Materials	6.5 %
Health Care	5.6 %
Telecommunication Services	2.8 %
Real Estate	1.9 %
Utilities	1.1 %

TOP 10 HOLDINGS

ROYAL BANK OF CANADA 1.2% 01MAR18 TD	6.5 %
CANADIAN GOVERNMENT BOND 1.25% 01NOV19	5.0 %
CANADA HOUSING TRUST 1.25% 15DEC20	2.4 %
PROVINCE OF ONTARIO CANADA 2.8% 02JUN48	1.9 %
SCOTIABANK CAP 5.65% 31DEC56	1.7 %
CANADIAN GOVERNMENT BOND 2.25% 01JUN25	1.5 %
CANADA HOUSING TRUST 2.4% 15DEC22	1.4 %
PROVINCE OF ONTARIO CDA 2.9% 02DEC46	1.2 %
PROV NEW BRUNSWICK CANADA 3.1% 14AUG48	1.2 %
BANK OF MONTREAL 1.61% 28OCT21	1.2 %
Total of Top 10	24.0 %

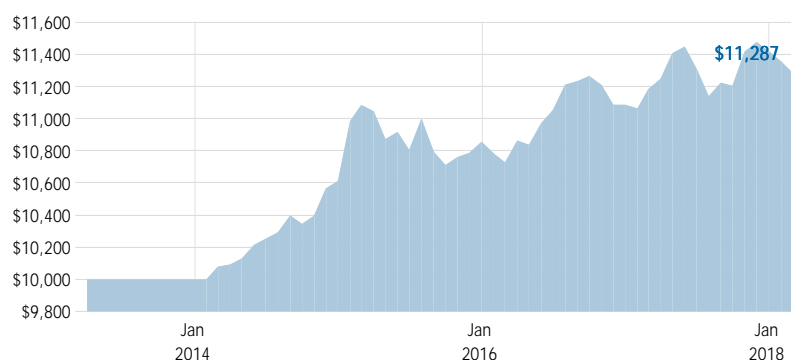
WHY INVEST IN THIS FUND

You are seeking current income and some growth by investing primarily in equity and fixed income securities, with a target equity allocation of 20%

RISK TOLERANCE



GROWTH OF \$10,000 - SINCE INCEPTION



COMPOUND ANNUAL RETURNS (%)

1 mo	3 mo	YTD	1 yr	3 yr	5 yr	10 yr	Inception
-0.59	-1.64	-1.14	0.94	0.61			2.99

CALENDAR YEAR RETURNS (%)

2010	2011	2012	2013	2014	2015	2016	2017
					2.29	2.12	3.01

RECENT DISTRIBUTIONS

Mar-2017	Apr-2017	May-2017	Jun-2017	Jul-2017	Aug-2017
0.0328	0.0328	0.0328	0.0328	0.0328	0.0328
Sep-2017	Oct-2017	Nov-2017	Dec-2017	Jan-2018	Feb-2018
0.0328	0.0328	0.0328	0.0328	0.0325	0.0325

FUND CODES

	Series A	Series F	Series T6	Series T8
Front End Load	ELM8001	ELM8003	ELM8006	N/A
Deferred Sales Charge	ELM8071	N/A	ELM8076	N/A
Low Load	ELM8031	N/A	ELM8036	N/A

Empire Life Investments Inc. is the Manager of the Empire Life Mutual Funds (the "Funds"). The units of the Funds are available only in those jurisdictions where they may be lawfully offered for sale and therein only by persons permitted to sell such units. Commissions, trailing commissions, management fees and expenses all may be associated with mutual fund investments. ** Annual Compound Returns: Returns under 1 year are simple rates of return. The indicated rates of return are the historical annual compounded total returns including changes in unit value and reinvestment of all distributions and do not take into account sales, redemptions, distribution or optional charges or income taxes payable by any securityholder that would have reduced returns. Mutual funds are not guaranteed, their values change frequently and past performance may not be repeated. Please read the prospectus before investing. ® Registered trademark of The Empire Life Insurance Company. Empire Life Investments Inc. is a licensed user of this trademark.

Series A Mutual Fund as of February 28, 2018

PORTFOLIO MANAGER

Empire Life Investment Team

WHY INVEST IN THIS FUND

You are seeking growth and income by investing primarily in equity and fixed income securities, with a target equity allocation of 35%

FUND FACTS

Asset Class	Portfolio Funds
Size (Mill)	\$15.0
Inception	January 9, 2012
MER (2016)	2.05 %
Total Holdings	276

ASSET MIX

Bond	56.4 %
Canadian Equity	21.9 %
US Equity	9.9 %
International Equity	7.2 %
Cash	4.6 %

SECTOR MIX

Financials	25.6 %
Industrials	13.7 %
Energy	12.3 %
Consumer Discretionary	11.5 %
Consumer Staples	10.3 %
Information Technology	7.9 %
Materials	7.4 %
Health Care	5.0 %
Telecommunication Services	2.7 %
Real Estate	2.4 %
Utilities	1.2 %

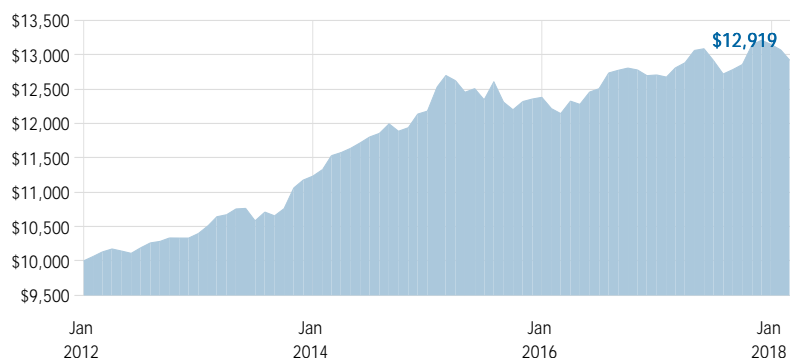
TOP 10 HOLDINGS

ROYAL BANK OF CANADA 1.2% 01MAR18 TD	4.5 %
CANADIAN GOVERNMENT BOND 1.25% 01NOV19	4.1 %
CANADIAN GOVERNMENT 0.75% 01SEP20	3.1 %
JPN BANK FOR INT'L COOP 2.3% 19MAR18	2.7 %
TORONTO-DOMINION BK (I/L)	1.6 %
ROYAL BANK OF CANADA	1.5 %
PROVINCE OF ONTARIO CANADA 2.8% 02JUN48	1.5 %
CANADIAN GOVERNMENT BON 0.75% 01SEP21	1.5 %
CANADA HOUSING TRUST 1.25% 15DEC20	1.4 %
BANK OF NOVA SCOTIA CAD	1.4 %
Total of Top 10	23.3 %

RISK TOLERANCE



GROWTH OF \$10,000 - SINCE INCEPTION



For Illustration Purposes Only

COMPOUND ANNUAL RETURNS (%)

1 mo	3 mo	YTD	1 yr	3 yr	5 yr	10 yr	Inception
-1.13	-2.20	-1.73	0.88	0.58	3.95		4.26

CALENDAR YEAR RETURNS (%)

2010	2011	2012	2013	2014	2015	2016	2017
			8.03	8.41	1.65	2.63	3.49

RECENT DISTRIBUTIONS

Mar-2017	Apr-2017	May-2017	Jun-2017	Jul-2017	Aug-2017
n/a	n/a	n/a	n/a	n/a	n/a
Sep-2017	Oct-2017	Nov-2017	Dec-2017	Jan-2018	Feb-2018
n/a	n/a	n/a	0.0598	n/a	n/a

FUND CODES

	Series A	Series F	Series T6	Series T8
Front End Load	ELM8101	ELM8103	ELM8106	N/A
Deferred Sales Charge	ELM8171	N/A	ELM8176	N/A
Low Load	ELM8131	N/A	ELM8136	N/A

Empire Life Investments Inc. is the Manager of the Empire Life Mutual Funds (the "Funds"). The units of the Funds are available only in those jurisdictions where they may be lawfully offered for sale and therein only by persons permitted to sell such units. Commissions, trailing commissions, management fees and expenses all may be associated with mutual fund investments. ** Annual Compound Returns: Returns under 1 year are simple rates of return. The indicated rates of return are the historical annual compounded total returns including changes in unit value and reinvestment of all distributions and do not take into account sales, redemptions, distribution or optional charges or income taxes payable by any securityholder that would have reduced returns. Mutual funds are not guaranteed, their values change frequently and past performance may not be repeated. Please read the prospectus before investing. ® Registered trademark of The Empire Life Insurance Company. Empire Life Investments Inc. is a licensed user of this trademark.

Series A Mutual Fund as of February 28, 2018

PORTFOLIO MANAGER

Empire Life Investment Team

FUND FACTS

Asset Class	Portfolio Funds
Size (Mill)	\$25.4
Inception	January 9, 2012
MER (2016)	2.25 %
Total Holdings	345

ASSET MIX

Bond	39.0 %
Canadian Equity	31.2 %
US Equity	12.3 %
International Equity	9.1 %
Cash	8.4 %
Other	0.0 %

SECTOR MIX

Financials	25.5 %
Industrials	14.1 %
Energy	12.6 %
Consumer Discretionary	11.5 %
Consumer Staples	10.6 %
Information Technology	7.6 %
Materials	7.5 %
Health Care	4.7 %
Telecommunication Services	2.7 %
Real Estate	2.3 %
Utilities	0.9 %

TOP 10 HOLDINGS

ROYAL BANK OF CANADA 1.2% 01MAR18 TD	6.9 %
CANADIAN GOVERNMENT BOND 1.25% 01NOV19	3.8 %
TORONTO-DOMINION BK (I/L)	2.1 %
ROYAL BANK OF CANADA	2.0 %
BANK OF NOVA SCOTIA CAD	1.9 %
CANADA GOVT BOND 5.00% 01JUN37 SER XW98	1.4 %
NUTRIEN LTD	1.4 %
ALIMENTATION COUCHE-TARD CLB	1.3 %
LAURENTIAN BANK 18APR18 BA	1.3 %
BROOKFIELD ASSET MANAGEMENT INC CL A	1.2 %
Total of Top 10	23.3 %

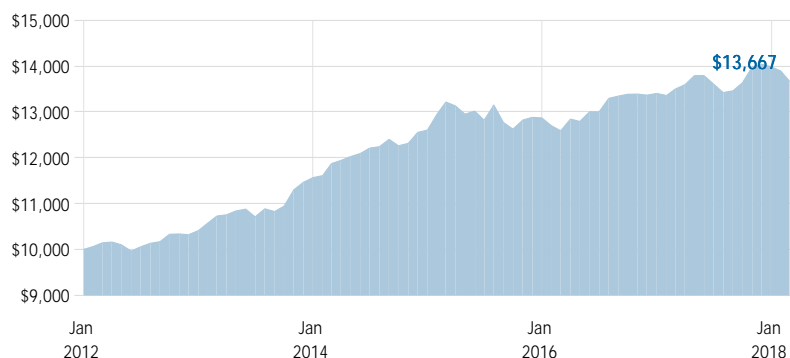
WHY INVEST IN THIS FUND

You are seeking growth and income by investing primarily in equity and fixed income securities, with a target equity allocation of 50%

RISK TOLERANCE



GROWTH OF \$10,000 - SINCE INCEPTION



COMPOUND ANNUAL RETURNS (%)

1 mo	3 mo	YTD	1 yr	3 yr	5 yr	10 yr	Inception
-1.61	-2.67	-2.28	1.25	1.12	4.96		5.22

CALENDAR YEAR RETURNS (%)

2010	2011	2012	2013	2014	2015	2016	2017
			11.09	8.97	2.11	4.15	4.34

RECENT DISTRIBUTIONS

Mar-2017	Apr-2017	May-2017	Jun-2017	Jul-2017	Aug-2017
n/a	n/a	n/a	n/a	n/a	n/a
Sep-2017	Oct-2017	Nov-2017	Dec-2017	Jan-2018	Feb-2018
n/a	n/a	n/a	0.1465	n/a	n/a

FUND CODES

	Series A	Series F	Series T6	Series T8
Front End Load	ELM8301	ELM8303	ELM8306	ELM8308
Deferred Sales Charge	ELM8371	N/A	ELM8376	ELM8378
Low Load	ELM8331	N/A	ELM8336	ELM8338

Empire Life Investments Inc. is the Manager of the Empire Life Mutual Funds (the "Funds"). The units of the Funds are available only in those jurisdictions where they may be lawfully offered for sale and therein only by persons permitted to sell such units. Commissions, trailing commissions, management fees and expenses all may be associated with mutual fund investments. ** Annual Compound Returns: Returns under 1 year are simple rates of return. The indicated rates of return are the historical annual compounded total returns including changes in unit value and reinvestment of all distributions and do not take into account sales, redemptions, distribution or optional charges or income taxes payable by any securityholder that would have reduced returns. Mutual funds are not guaranteed, their values change frequently and past performance may not be repeated. Please read the prospectus before investing. ® Registered trademark of The Empire Life Insurance Company. Empire Life Investments Inc. is a licensed user of this trademark.

EMPIRE LIFE

EMBLEM MODERATE GROWTH PORTFOLIO



Series A Mutual Fund as of February 28, 2018

PORTFOLIO MANAGER

Empire Life Investment Team

FUND FACTS

Asset Class	Portfolio Funds
Size (Mill)	\$38.0
Inception	January 9, 2012
MER (2016)	2.35 %
Total Holdings	345

ASSET MIX

Canadian Equity	43.1 %
Bond	24.8 %
US Equity	14.5 %
International Equity	10.8 %
Cash	6.8 %
Other	0.0 %

SECTOR MIX

Financials	26.0 %
Industrials	14.0 %
Energy	12.8 %
Consumer Discretionary	11.6 %
Consumer Staples	11.0 %
Materials	7.5 %
Information Technology	7.1 %
Health Care	4.2 %
Telecommunication Services	2.7 %
Real Estate	2.1 %
Utilities	1.0 %

TOP 10 HOLDINGS

CANADA (GOVT OF) 19APR18 TBILL	3.1 %
TORONTO-DOMINION BK (I/L)	2.9 %
ROYAL BANK OF CANADA	2.7 %
ROYAL BANK OF CANADA 1.2% 01MAR18 TD	2.7 %
BANK OF NOVA SCOTIA CAD	2.5 %
CANADIAN GOVERNMENT BOND 1.25% 01NOV19	1.8 %
NUTRIEN LTD	1.8 %
ALIMENTATION COUCHE-TARD CLB	1.8 %
BANK OF MONTREAL (I/L)	1.7 %
BROOKFIELD ASSET MANAGEMENT INC CL A	1.6 %
Total of Top 10	22.6 %

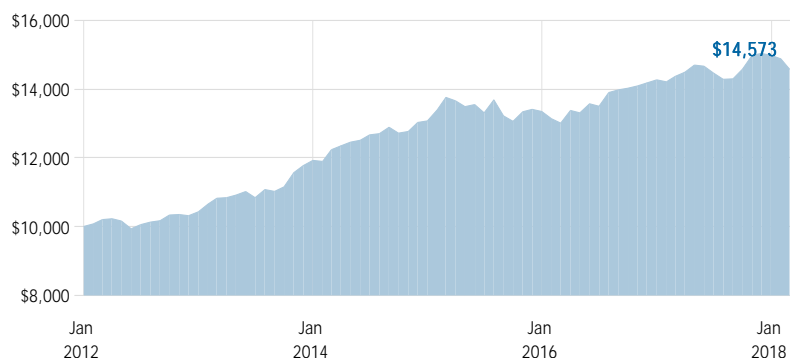
WHY INVEST IN THIS FUND

You are seeking growth and income by investing primarily in equity and fixed income securities, with a target equity allocation of 65%

RISK TOLERANCE



GROWTH OF \$10,000 - SINCE INCEPTION



For Illustration Purposes Only

COMPOUND ANNUAL RETURNS (%)

1 mo	3 mo	YTD	1 yr	3 yr	5 yr	10 yr	Inception
-2.04	-3.08	-2.71	1.43	1.94	6.13		6.32

CALENDAR YEAR RETURNS (%)

2010	2011	2012	2013	2014	2015	2016	2017
			14.34	9.63	2.09	6.90	4.99

RECENT DISTRIBUTIONS

Mar-2017	Apr-2017	May-2017	Jun-2017	Jul-2017	Aug-2017
n/a	n/a	n/a	n/a	n/a	n/a
Sep-2017	Oct-2017	Nov-2017	Dec-2017	Jan-2018	Feb-2018
n/a	n/a	n/a	0.2474	n/a	n/a

FUND CODES

	Series A	Series F	Series T6	Series T8
Front End Load	ELM8501	ELM8503	ELM8506	ELM8508
Deferred Sales Charge	ELM8571	N/A	ELM8576	ELM8578
Low Load	ELM8531	N/A	ELM8536	ELM8538

Empire Life Investments Inc. is the Manager of the Empire Life Mutual Funds (the "Funds"). The units of the Funds are available only in those jurisdictions where they may be lawfully offered for sale and therein only by persons permitted to sell such units. Commissions, trailing commissions, management fees and expenses all may be associated with mutual fund investments. ** Annual Compound Returns: Returns under 1 year are simple rates of return. The indicated rates of return are the historical annual compounded total returns including changes in unit value and reinvestment of all distributions and do not take into account sales, redemptions, distribution or optional charges or income taxes payable by any securityholder that would have reduced returns. Mutual funds are not guaranteed, their values change frequently and past performance may not be repeated. Please read the prospectus before investing. ® Registered trademark of The Empire Life Insurance Company. Empire Life Investments Inc. is a licensed user of this trademark.

Series A Mutual Fund as of February 28, 2018

PORTFOLIO MANAGER

Empire Life Investment Team

FUND FACTS

Asset Class	Portfolio Funds
Size (Mill)	\$26.0
Inception	January 9, 2012
MER (2016)	2.40 %
Total Holdings	345

ASSET MIX

Canadian Equity	55.1 %
US Equity	15.6 %
International Equity	12.1 %
Bond	9.6 %
Cash	7.6 %
Other	0.0 %

SECTOR MIX

Financials	26.6 %
Industrials	14.0 %
Energy	13.0 %
Consumer Discretionary	11.7 %
Consumer Staples	11.2 %
Materials	7.7 %
Information Technology	6.3 %
Health Care	3.8 %
Telecommunication Services	2.8 %
Real Estate	2.0 %
Utilities	0.9 %

TOP 10 HOLDINGS

CANADA (GOVT OF) 19APR18 TBILL	3.9 %
TORONTO-DOMINION BK (I/L)	3.7 %
ROYAL BANK OF CANADA	3.5 %
BANK OF NOVA SCOTIA CAD	3.2 %
ROYAL BANK OF CANADA 1.2% 01MAR18 TD	2.5 %
NUTRIEN LTD	2.3 %
ALIMENTATION COUCHE-TARD CLB	2.3 %
BANK OF MONTREAL (I/L)	2.3 %
BROOKFIELD ASSET MANAGEMENT INC CL A	2.1 %
SHAW COMMUNICATION INC CLASS B	2.1 %
Total of Top 10	27.9 %

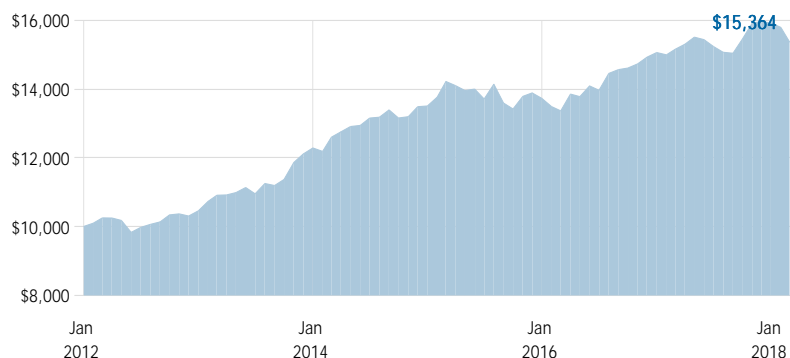
WHY INVEST IN THIS FUND

You are seeking growth and income by investing primarily in equity and fixed income securities, with a target equity allocation of 80%

RISK TOLERANCE



GROWTH OF \$10,000 - SINCE INCEPTION



For Illustration Purposes Only

COMPOUND ANNUAL RETURNS (%)

1 mo	3 mo	YTD	1 yr	3 yr	5 yr	10 yr	Inception
-2.70	-3.74	-3.49	1.37	2.61	7.09		7.24

CALENDAR YEAR RETURNS (%)

2010	2011	2012	2013	2014	2015	2016	2017
			17.49	9.94	1.64	9.72	5.70

RECENT DISTRIBUTIONS

Mar-2017	Apr-2017	May-2017	Jun-2017	Jul-2017	Aug-2017
n/a	n/a	n/a	n/a	n/a	n/a
Sep-2017	Oct-2017	Nov-2017	Dec-2017	Jan-2018	Feb-2018
n/a	n/a	n/a	0.3347	n/a	n/a

FUND CODES

	Series A	Series F	Series T6	Series T8
Front End Load	ELM8701	ELM8703	ELM8706	ELM8708
Deferred Sales Charge	ELM8771	N/A	ELM8776	ELM8778
Low Load	ELM8731	N/A	ELM8736	ELM8738

Empire Life Investments Inc. is the Manager of the Empire Life Mutual Funds (the "Funds"). The units of the Funds are available only in those jurisdictions where they may be lawfully offered for sale and therein only by persons permitted to sell such units. Commissions, trailing commissions, management fees and expenses all may be associated with mutual fund investments. ** Annual Compound Returns: Returns under 1 year are simple rates of return. The indicated rates of return are the historical annual compounded total returns including changes in unit value and reinvestment of all distributions and do not take into account sales, redemptions, distribution or optional charges or income taxes payable by any securityholder that would have reduced returns. Mutual funds are not guaranteed, their values change frequently and past performance may not be repeated. Please read the prospectus before investing. ® Registered trademark of The Empire Life Insurance Company. Empire Life Investments Inc. is a licensed user of this trademark.

EMPIRE LIFE

EMBLEM AGGRESSIVE GROWTH PORTFOLIO



Series A Mutual Fund as of February 28, 2018

PORTFOLIO MANAGER

Empire Life Investment Team

FUND FACTS

Asset Class	Portfolio Funds
Size (Mill)	\$10.3
Inception	January 9, 2012
MER (2016)	2.55 %
Total Holdings	239

ASSET MIX

Canadian Equity	58.3 %
US Equity	21.6 %
International Equity	12.6 %
Cash	7.5 %
Other	0.0 %

SECTOR MIX

Financials	25.8 %
Industrials	14.1 %
Energy	13.0 %
Consumer Discretionary	11.3 %
Consumer Staples	10.6 %
Materials	7.8 %
Information Technology	7.2 %
Health Care	4.2 %
Telecommunication Services	2.6 %
Real Estate	2.3 %
Utilities	1.1 %

TOP 10 HOLDINGS

ROYAL BANK OF CANADA 1.2% 01MAR18 TD	7.4 %
TORONTO-DOMINION BK (I/L)	3.9 %
ROYAL BANK OF CANADA	3.7 %
BANK OF NOVA SCOTIA CAD	3.4 %
NUTRIEN LTD	2.4 %
ALIMENTATION COUCHE-TARD CLB	2.4 %
BROOKFIELD ASSET MANAGEMENT INC CL A	2.2 %
SHAW COMMUNICATION INC CLASS B	2.2 %
BANK OF MONTREAL (I/L)	2.1 %
KEYERA CORP	2.0 %
Total of Top 10	31.7 %

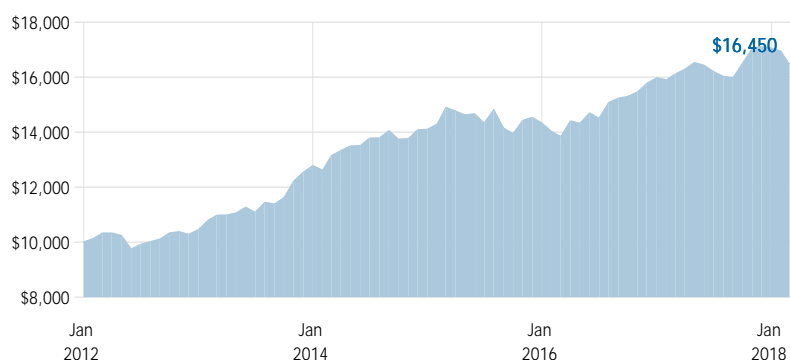
WHY INVEST IN THIS FUND

You are seeking growth by investing primarily in equity securities

RISK TOLERANCE



GROWTH OF \$10,000 - SINCE INCEPTION



COMPOUND ANNUAL RETURNS (%)

1 mo	3 mo	YTD	1 yr	3 yr	5 yr	10 yr	Inception
-2.88	-3.82	-3.54	2.13	3.36	8.43		8.44

CALENDAR YEAR RETURNS (%)

2010	2011	2012	2013	2014	2015	2016	2017
			22.27	10.32	1.64	11.45	6.78

RECENT DISTRIBUTIONS

Mar-2017	Apr-2017	May-2017	Jun-2017	Jul-2017	Aug-2017
n/a	n/a	n/a	n/a	n/a	n/a
Sep-2017	Oct-2017	Nov-2017	Dec-2017	Jan-2018	Feb-2018
n/a	n/a	n/a	0.5074	n/a	n/a

FUND CODES

	Series A	Series F	Series T6	Series T8
Front End Load	ELM8901	ELM8903	ELM8906	ELM8908
Deferred Sales Charge	ELM8971	N/A	ELM8976	ELM8978
Low Load	ELM8931	N/A	ELM8936	ELM8938

Empire Life Investments Inc. is the Manager of the Empire Life Mutual Funds (the "Funds"). The units of the Funds are available only in those jurisdictions where they may be lawfully offered for sale and therein only by persons permitted to sell such units. Commissions, trailing commissions, management fees and expenses all may be associated with mutual fund investments. ** Annual Compound Returns: Returns under 1 year are simple rates of return. The indicated rates of return are the historical annual compounded total returns including changes in unit value and reinvestment of all distributions and do not take into account sales, redemptions, distribution or optional charges or income taxes payable by any securityholder that would have reduced returns. Mutual funds are not guaranteed, their values change frequently and past performance may not be repeated. Please read the prospectus before investing. ® Registered trademark of The Empire Life Insurance Company. Empire Life Investments Inc. is a licensed user of this trademark.

About Empire Life Investments Inc.

We are an investment management company focused on managing investment solutions for Canadians. We believe that we can build your wealth by focusing on high-quality, attractively valued securities over the long term using a conservative and disciplined approach. Empire Life Investments is a wholly-owned subsidiary of The Empire Life Insurance Company, which has been managing investments for Canadians for over 50 years*.

Contact Information

Monday to Friday, 8:30 a.m. to 5:00 p.m. EST

Toll-free telephone: 1 855 823-6883

Toll-free fax: 1 800 920-5868

Email: mutualfund@empire.ca

Empire Life Investments Inc.

259 King St. East

Kingston, Ontario K7L 3A8

Canada

www.empirelifeinvestments.ca

* Since 2012, the investment management services have been provided through Empire Life Investments Inc.

® Registered trademark of **The Empire Life Insurance Company**.

Empire Life Investments Inc. is a licensed user of these trademarks.

